

## Product information

### mzr-2921 · Low pressure pump series



#### Description

The compact micro annular gear pump mzr-2921 of the low pressure series is an innovative pump concept for use in analytical instrumentation. The pump generates a low pulsation, highly precise flow featuring low shear stress. It dispenses at a high precision the lowest volumes in microliter range. Due to its compact design small dimensions have been achieved. The pump is suitable for dosage of low viscosity liquids such as deionized water, watery solutions, methanol, solvents, oil and lubricants.

#### Advantages

- Compact dimensions  
diameter 13 mm, length 75 mm
- Small dosage volumes, high flow rates  
smallest volume 0.5 µl – flow up to 18 ml/min
- High dosage precision  
precision CV 1 % at low volumes
- Long service life  
wear resistant tungsten carbide or ceramics
- Low pulsation delivery, low shear stress  
rotary micro annular gear technology

#### Applications

- Analytical instrumentation
- Laboratory automation
- Fuel cells
- In vitro diagnostics

## Technical data

Flow rate	0.3 – 18 (min. 0.003 *) ml/min
Smallest dosage volume	0.5 µl
Displacement volume	3 µl
Differential pressure range	0 - 3 bar (44 psi)
Maximum inlet pressure	1 bar (15 psi)
Liquid temperature range	-20 ... +60 °C (-4 ... +140 °F)
Viscosity range	0.3 – 100 (max. 1,000 *) mPas
Precision CV	1 % (Coefficient of variation CV)
Velocity range	100 – 6,000 (min. 1 *) rpm
Fluid connection	slip fittings with outside diameter 2 mm optional: manifold assembly M2.1
Wetted parts	stainless steel 316L, ceramics, tungsten carbide Ni based, epoxy resin, optional: alloy C22 (2.4602), ceramics; shaft seal: graphite-reinforced PTFE, stainless steel 316L, optional: alloy C276 (2.4819); static seals: FPM, optional: EPDM, FFPM
Motor	DC-motor with graphite brushes, assigned power rating 3 W, nominal voltage 18 V, digital magnet encoder 16 counts per turn
Electrical connection	10-pole connector
Dimensions (L x W x H)	Ø 13 mm, length 75 mm
Weight	approx. 50 g (manifold assembly approx. 65 g)
Remarks	* depending on accessories, Customized solutions on request

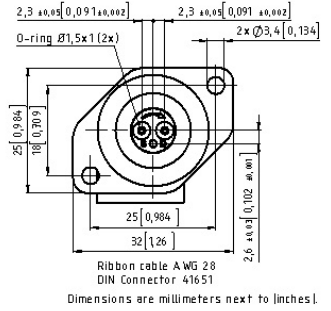
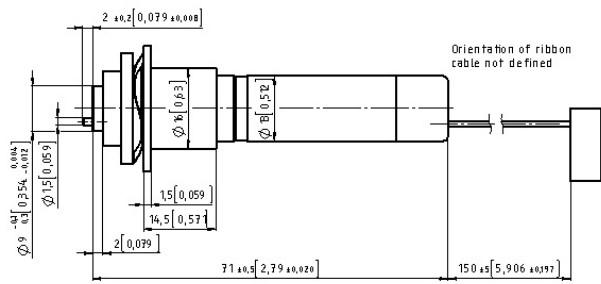
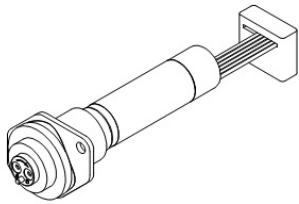
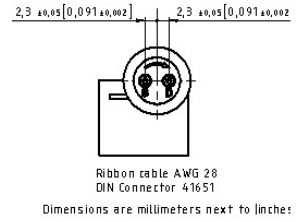
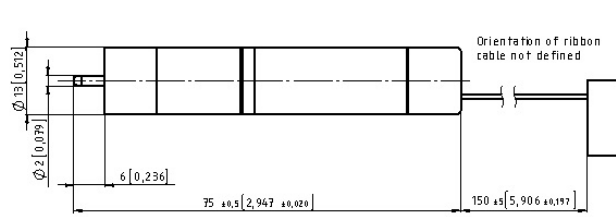
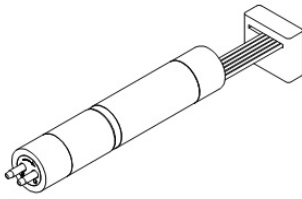
### Notice

Even if single parameters are within the indicated performance range of technical data, certain parameter combinations may not be achievable. Single parameters may exceed their indicated performance range under adequate circumstances. For detailed evaluation please contact HNP Mikrosysteme. Actual performance may vary. Specifications are subject to change without notice.

## Accessories

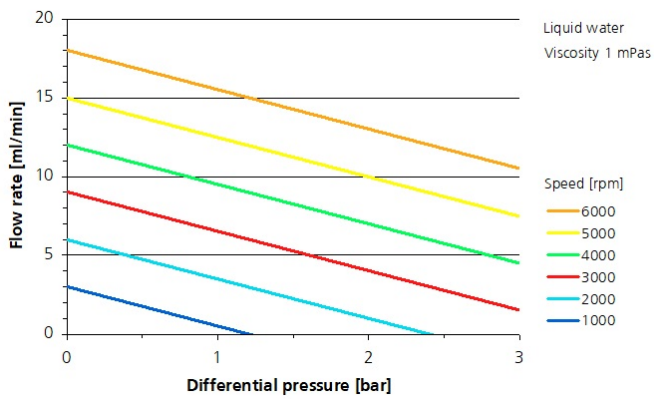
- Reduction gear
- S-KG
- S-ND
- m zr-Touch Control

## Dimensions

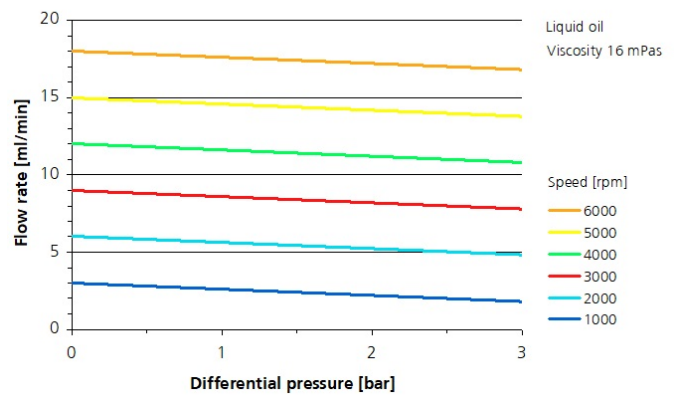


## Flow charts

Liquid water



Liquid oil



## Patents and trademarks

Micro annular gear pumps (and housings) are protected by assigned patents: EP 1 354 135 B1; US 7,698,818 B2; DE 10 2011 001 041 B4; CN 103 348 141 B; US 10,012,220 B2; CN 103 732 921 B; US 9,404,492 B2; US 6,520,757 B1.

HNPM®, mzi®, MoDoS®, µ-Clamp®, µDispense®, Centifluidic Technologies®, LiquiDoS®, smartDoS®, colorDoS® are registered German trademarks of HNP Mikrosysteme GmbH.

## Contact

HNP Mikrosysteme GmbH  
Bleicherufer 25  
19053 Schwerin  
Germany

T +49 385 52190-300  
F +49 385 52190-333  
sales@hnp-mikrosysteme.de

Last update 2021/03