

Product information

Filter series F-M10 · Filters



Description

Filters are used in fluidic systems to protect sensitive components from damage due to contamination and particles. For the safe operation of micro annular gear pumps and their precision-machined rotors, the use of a 10 µm meshed filter is recommended. With compact filter units made out of corrosion-resistant materials, with high filtration performance and different mesh sizes, HNP Mikrosysteme offers suitable filter solutions for all of its pump series.

The filter series F-M10 is available in two different configurations. The »inlet filter«, without an external housing, is directly immersed in the liquid. The »inline filter« is designed to be installed downstream in the feed line, i.e. directly before the pump. To avoid sedimentation and cross-contamination the filter has a very small dead volume and is manufactured with a smooth surface (Ra 0.8).

Advantages

- Corrosion-resistant materials: stainless steel 316L or alloy C22 and FPM, FFPM or EPDM
- Metal filter elements: without solder or adhesives
- High filtration performance and very small size: optimized filter element for a low pressure drop even at higher flow rates and viscosities
- Very compact: installation space reduced to a minimum
- User-friendly and economical: filter elements can be cleaned or replaced

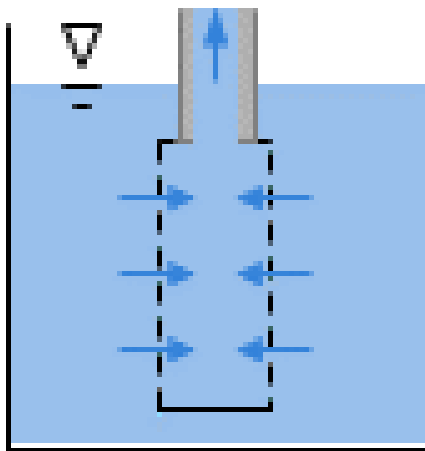
Technical data

Type	Inlet filter Inline filter (straight)
Liquid temperature range	Inlet filter: -200 ... +275 °C [-328 ... +527 °F] Inline filter: -10 ... +140 °C (-50 ... +150 °C) * [+14 ... +284 °F (-58 ... +302 °F)] *
Differential pressure range	Inlet filter: - Inline filter: max. 5 bar [72.5 psi]
Operating pressure	Inlet filter: - Inline filter: max. 20 bar [290 psi]
Seal materials	Inlet filter: - Inline filter: FPM, FFPM, EPDM
Materials	stainless steel 316L; optional: alloy C22
Internal volume	Inlet filter: - Inline filter: 0.3 ml [0.02 in ³]
Dimensions (Ø x H)	Inlet filter: Ø 6.5 x 21.5 mm [Ø 0.256 x 0.847 in] Inline filter: Ø 14 x 34 mm [Ø 0.551 x 1.339 in]
Fluid connection	Inlet filter: slip fitting Ø 2 mm for tubing ID 1/16" Inline filter: 1/4" - 28 UNF internal thread
Filter fineness	10 µm
Filter area	1,3 cm ² [0.2 in ²]
Weight	Inlet filter: 2 g [0.07 oz] Inline filter: approx. 32 g [1.13 oz]
Remarks	*depending on seal material

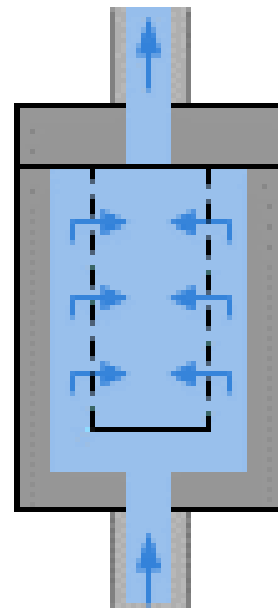
Notice

Even if single parameters are within the indicated performance range of technical data, certain parameter combinations may not be achievable. Single parameters may exceed their indicated performance range under adequate circumstances. For detailed evaluation please contact HNP Mikrosysteme. Actual performance may vary. Specifications are subject to change without notice. This document is subject to change without notice.

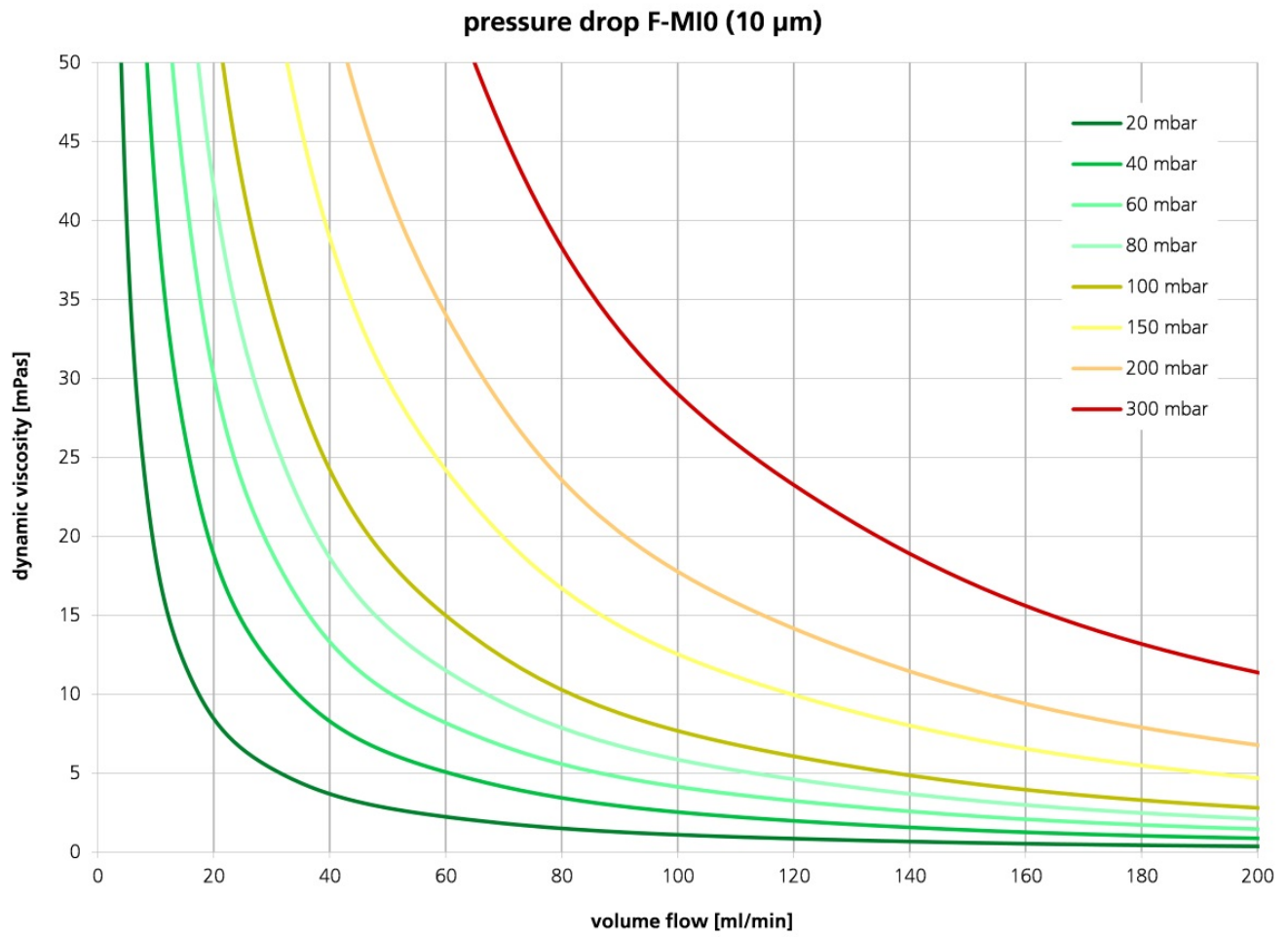
Inlet filter



Inline filter F-M10 (straight)



Characteristics

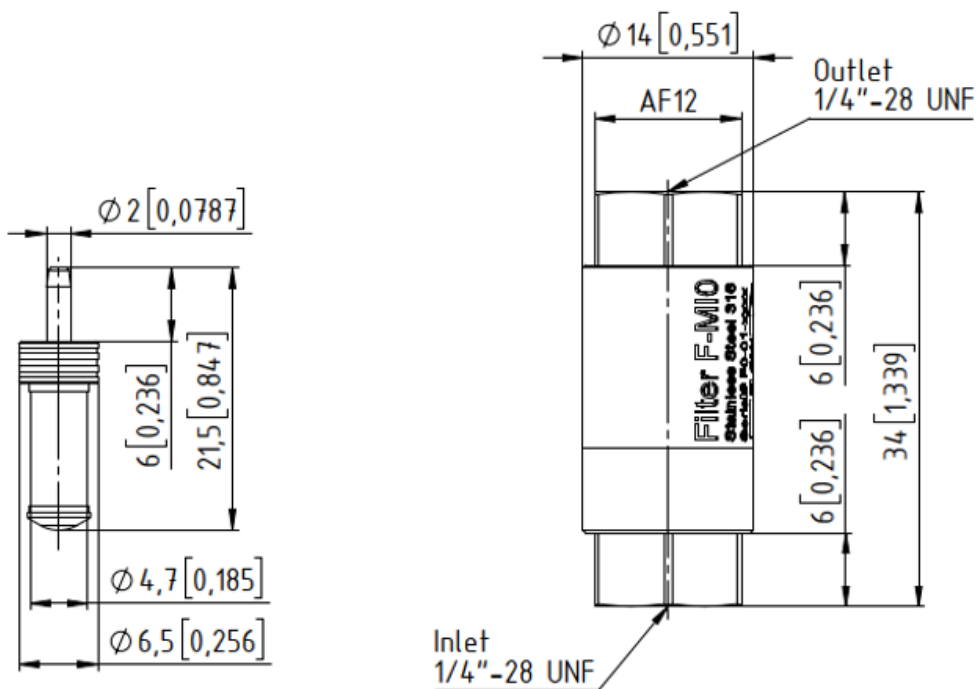


Dimensions

Inlet filter
F-MIO



Inline filter
F-MIO



Dimensions are millimeters next to [inches]

Patents and trademarks

Micro annular gear pumps (and housings) are protected by assigned patents: EP 1 354 135 B1; US 7,698,818 B2; DE 10 2011 001 041 B4; CN 103 348 141 B; US 10,012,220 B2; CN 103 732 921 B; US 9,404,492 B2; US 6,520,757 B1.

HNPM®, mzi®, MoDoS®, µ-Clamp®, µDispense®, Centifluidic Technologies®, LiquiDoS®, smartDoS®, colorDoS® are registered German trademarks of HNP Mikrosysteme GmbH.

Contact

HNP Mikrosysteme GmbH
Bleicherufer 25
19053 Schwerin
Germany

T +49 385 52190-300
F +49 385 52190-333
sales@hnp-mikrosysteme.de

Last update 2021/10